

What's New in CalmView 5.0: Modern Look & Feel

Version 1.0.2

Date Produced
21/06/2019

Date Updated
25/03/2020

Prepared for
Calm User Group

Prepared by
Benjamin Doty

Contact
t: +44 (0)115 900 8000
e: b.doty@axiell.com

© AXIELL ALM LTD 2019

UNLESS OTHERWISE STATED AXIELL ALM LTD OWNS THE COPYRIGHT IN THIS DOCUMENT INCLUDING THE CONTENT, PAGE LAYOUT, GRAPHICAL IMAGES, LOGOS, PHOTOGRAPHS AND TRADEMARKS. WITH THE EXCEPTION OF PERMITTED FAIR DEALING UNDER THE COPYRIGHT, DESIGNS AND PATENTS ACT 1998, NO PART OF THIS DOCUMENT MAY BE REPRODUCED OR TRANSMITTED IN ANY FORM OR BY ANY MEANS OR STORED IN ANY ELECTRONIC RETRIEVAL SYSTEM WITHOUT PRIOR WRITTEN PERMISSION OF AXIELL ALM LTD. ALL MORAL RIGHTS IN THE CONTENTS OF THIS DOCUMENT ARE HEREBY ASSERTED.

Axiell ALM Ltd, Nottingham One, 120 Canal Street, Nottingham NG1 7HG



Axiell ALM Ltd Registered in England No. 07680482

Registered Office: Witan Gate House, 500-600 Witan Gate West, Milton Keynes, Buckinghamshire, MK9 1SH

Table of Contents

Changes to CalmView.....	2
Responsive design.....	2
Rotating 'carousel' images on the home page	3
Suggested popular searches	4
A sidebar with extra content	4
Embed a video on the home page.....	5
Showcase records are visible across the site	5
A contact page with embedded map.....	6
Improved manual.....	7



Changes to CalmView

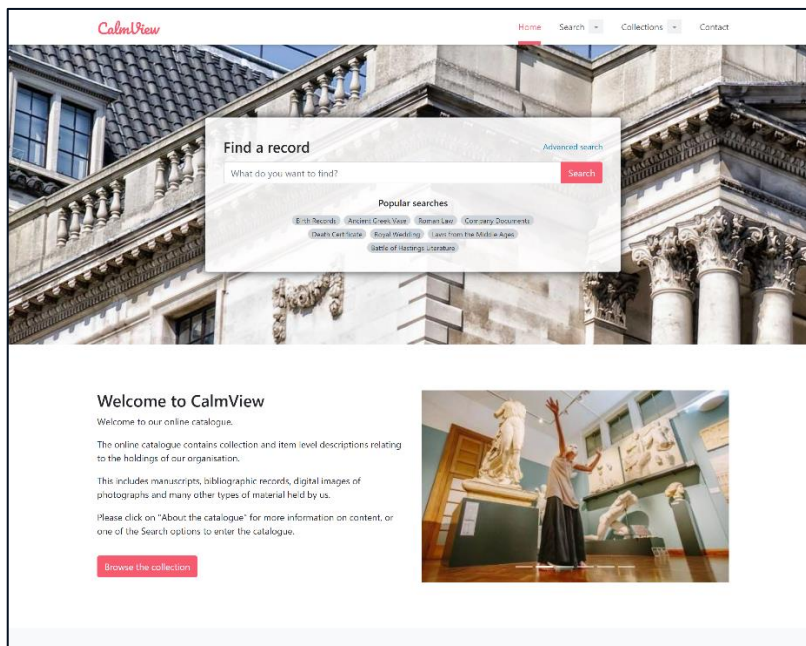
CalmView 5 is a significant visual update to the existing system to make it more modern and pleasing to users. Because it is such a large redesign, existing branding cannot be dropped on top of a new system and expected to work. If you have an existing CalmView site that you would like to upgrade to 5, please contact alm.uk.sales@axiell.com for an assessment of your needs.

This change has meant some existing features have been downplayed or not yet ported to the new interface. One of these is the existing menu at the left side of the screen (with options like 'FAQs' and 'What is in the catalogue?'). It does not display by default, although you can add options from that menu to the main menu at the top of the screen (for more information on this, see [Main Menu](#)). Document ordering has not been brought into the CalmView 5 interface, although this is currently being investigated by Axiell to gauge how it can be done and how much demand there is. If you would like document ordering in the new CalmView interface or have preferences for how it should be implemented, please register these in our new ideas portal <https://calm.ideas.aha.io/ideas>. This site is meant to allow Calm and CalmView users to suggest enhancements to the programs and vote on the enhancements suggested by others.

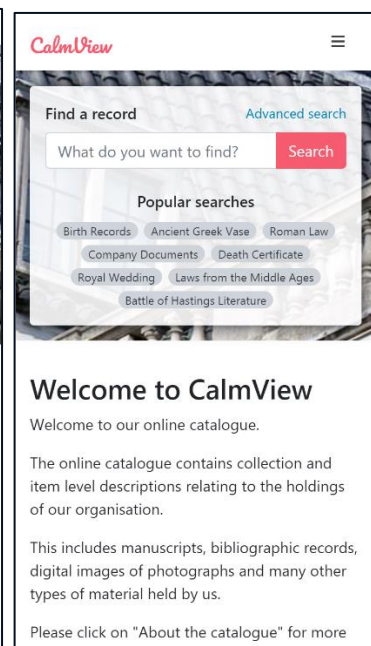
The backend of CalmView is largely unchanged, as is its integration with Calm, which means Calm data that works well in previous versions of CalmView should need no alteration for CalmView 5. Similarly, configuration options (e.g. choices of fields to display on screens) should for the most part be possible to carry through unchanged. On top of this backwards-compatible backend, though, there is a very new frontend which enables many new features.

Responsive design

CalmView 5 has been entirely redesigned visually in order to be responsive. On a desktop PC, it can now use all the space available in a window, and on a smaller device like a mobile phone or tablet it will intelligently scale down to be comfortably used. This has also updated the look and feel of the site, doing away with the previous boxy style and instead embracing a modern look with a comfortable amount of white space. All pages have been redesigned.



Home page on a desktop computer



Home page on a phone



Record view on a desktop computer

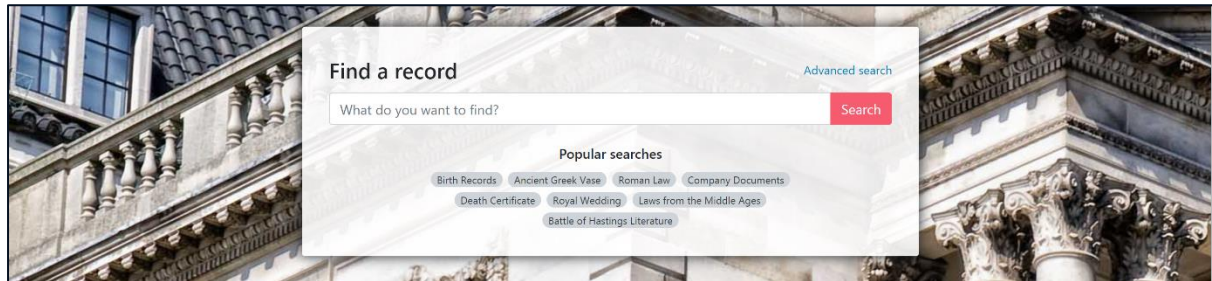
Rotating ‘carousel’ images on the home page

Previously the home page had held a welcome message and a single image. In addition to this image, there is now the ability to add a rotating series of ‘carousel’ images beside the welcoming message, so that visitors can be shown views of your building, highlights from your collection, or other images that you wish to serve up. These images can be easily changed out for others in a new .xml file, CalmViewRefreshConfig.xml. For how to configure this, see [Home Page](#).



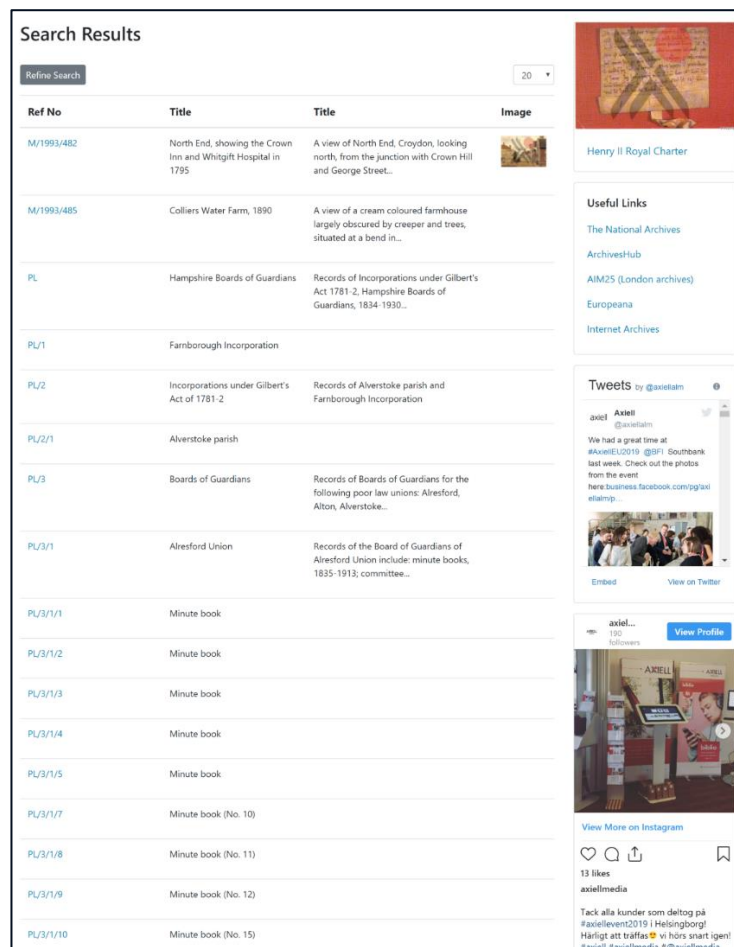
Suggested popular searches

Below the search bar on the home page (which has been enlarged and made more central to emphasise it), there is now a series of popular searches. Clicking any one of them runs a search for the text the visitor can see. This enables you to provide an easy way to search for popular collections, or to make under-appreciated collections more visible. These searches can be easily changed out for others in a new .xml file, CalmViewRefreshConfig.xml. For how to configure this, see [Home Page](#).



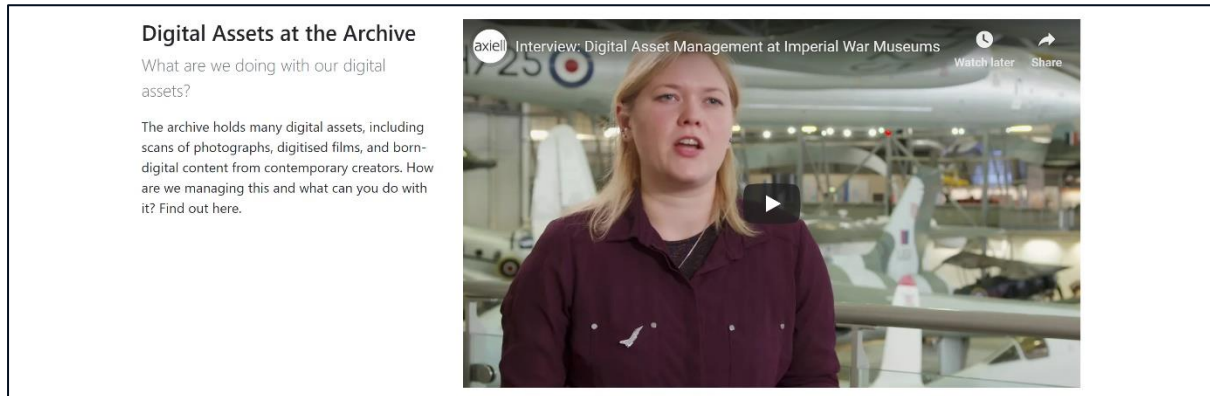
A sidebar with extra content

At the side of most pages (search results, record view, hierarchy view, advanced search, and so on) except for the home page, a sidebar is now displayed. This allows you to make better use of the screen space available on larger screens to serve up extra content. The sidebar can contain (from top to bottom): a section showing a single random record from the record showcase, a series of useful links (for example, to other archives or to guides for how to view your collections), a Twitter feed (either for a single user or a curated list), and an Instagram image. These sections can be easily enabled or disabled, as well as configured in a new .xml file, CalmViewRefreshConfig.xml. For how to configure this, see [Sidebar](#).



Embed a video on the home page

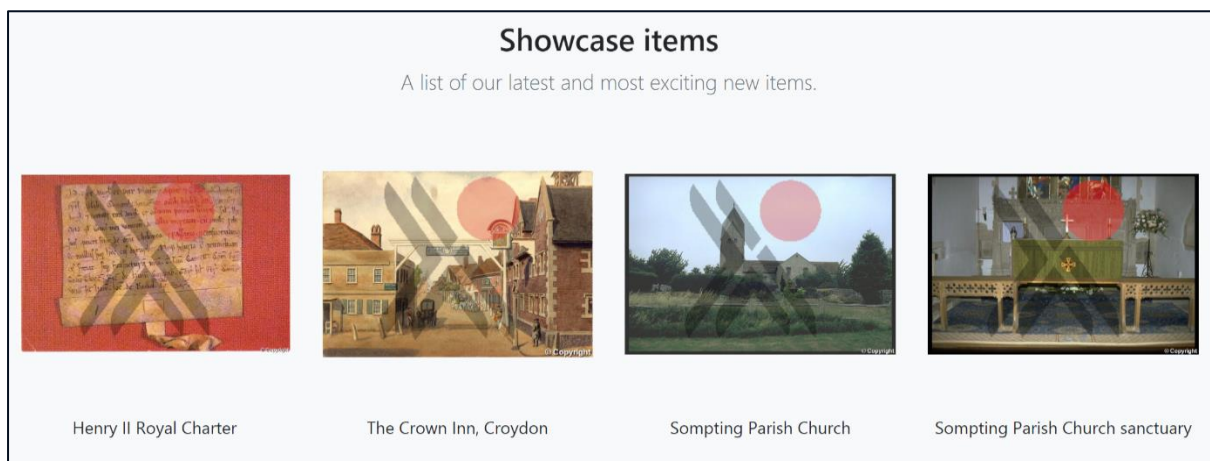
It is now possible to embed a video (from a site such as YouTube or Vimeo) on the home page, along with a text box beside it to provide context. This enables you to share both videos made by your organisation and by others, whether those videos are relevant to your collections, helpful how-tos for first-time archive visitors, or anything else you wish to share. This can also be disabled. These videos can be easily changed out for others in a new .xml file, CalmViewRefreshConfig.xml. For how to configure this, see [Home Page](#).



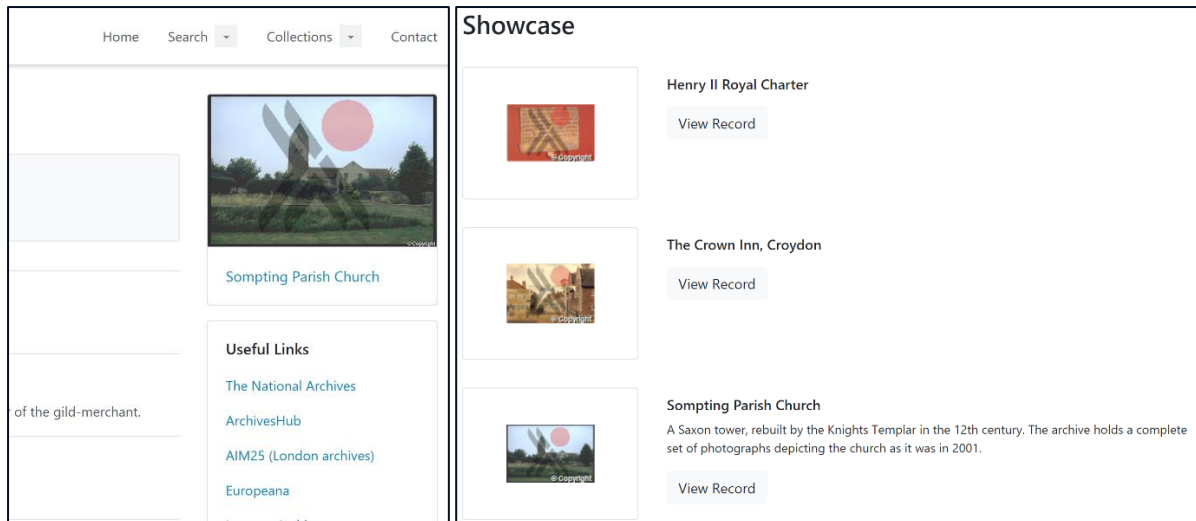
Showcase records are visible across the site

The Record Showcase had previously allowed you to highlight a few records of note on their own special page. This has now been buffed up so that images can be displayed with the records (much like in the still-available Image Gallery showcase). In addition, records in the Record Showcase can now be displayed on the home page and on the sidebar. Previously a separate showcase, called What's New, had displayed records on the home page. Now the records on the home page and in the sidebar are pulled at random from the Record Showcase records. One record can be displayed in the sidebar and a configurable number of records can be displayed on the home page.

Record choice and displayed text is still configured in the [Record Showcase](#) section of the configurator, but the choice of whether to show records on the [Home Page](#) or [Sidebar](#) is controlled by the new xml file, CalmViewRefreshConfig.xml.



The showcase view on the home page



A showcase record in the sidebar

The showcase page

A contact page with embedded map

A new page has been added, linked to by default from the menu at the top of the screen, where you can enter contact information. In addition, you can embed a map from an online mapping service (for example, Google Maps) to show where your organisation is located. This information can be easily changed in a new .xml file, CalmViewRefreshConfig.xml. For how to configure this, see [Contact Page](#).

Contact Details

Axiell's Nottingham office is located in the Nottingham One building, just a couple minutes' walk from the railway station. Please contact us with any inquiries.

Axiell UK
120 Canal St, Nottingham NG1 7HG
4.5 ★★★★★ 6 reviews
[View larger map](#)

Address

Axiell
Nottingham One
120 Canal Street
Nottingham
NG1 7HG
+44 115 900 8000
alm.uk.training@axiell.com

Improved manual

The CalmView manual, available at <http://www.dswebhosting.info/Documents/>, has received some improvements. Full-text search is available for the whole manual to assist in finding information. It is now fully responsive, just like CalmView, so it should work equally well on a phone, tablet, or desktop computer. In addition, it is now possible to download as a pdf, for those who prefer to work offline. A [quick reference](#) section has also been added with screenshots of CalmView marked up to show where to go in the Configurator or CalmView files to make a given change.

Num.	Property	Edited
1	Text	Configurator \ Pages \ Advanced Search > Breadcrumb Title
2	Text	Configurator \ Pages \ Advanced Search > Page Header
3	Fields	Configurator \ DataSource \ CalmView \ DATABASENAME \ Advanced Search > Destination
3	Field labels	Configurator \ DataSource \ CalmView \ DATABASENAME \ Advanced Search > Field Label
4	Any Text fields	Calm Admin Program > Field > Hide/Show in OPAC...
5	Text	Configurator \ Pages \ Advanced Search > And
6	Text	Configurator \ Pages \ Advanced Search > Or
7	Text	Configurator \ Pages \ Advanced Search > Not
8	Text	Configurator \ Pages \ Advanced Search > Close
8	Enable / disable	Configurator \ DataSource \ CalmView \ DATABASENAME \ Advanced Search > Expandable
9	Text	Configurator \ Pages \ Advanced Search > Search Button
10	Text	Configurator \ Pages \ Advanced Search > Page Footer

The quick reference view for editing Advanced Search

